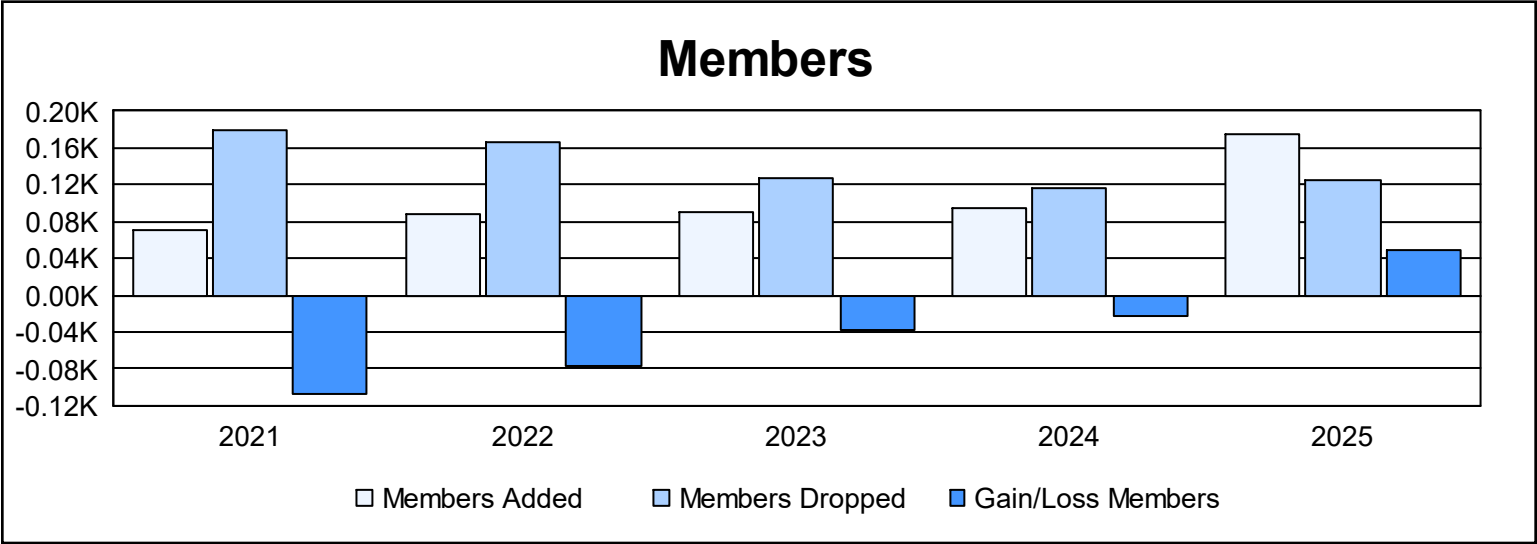
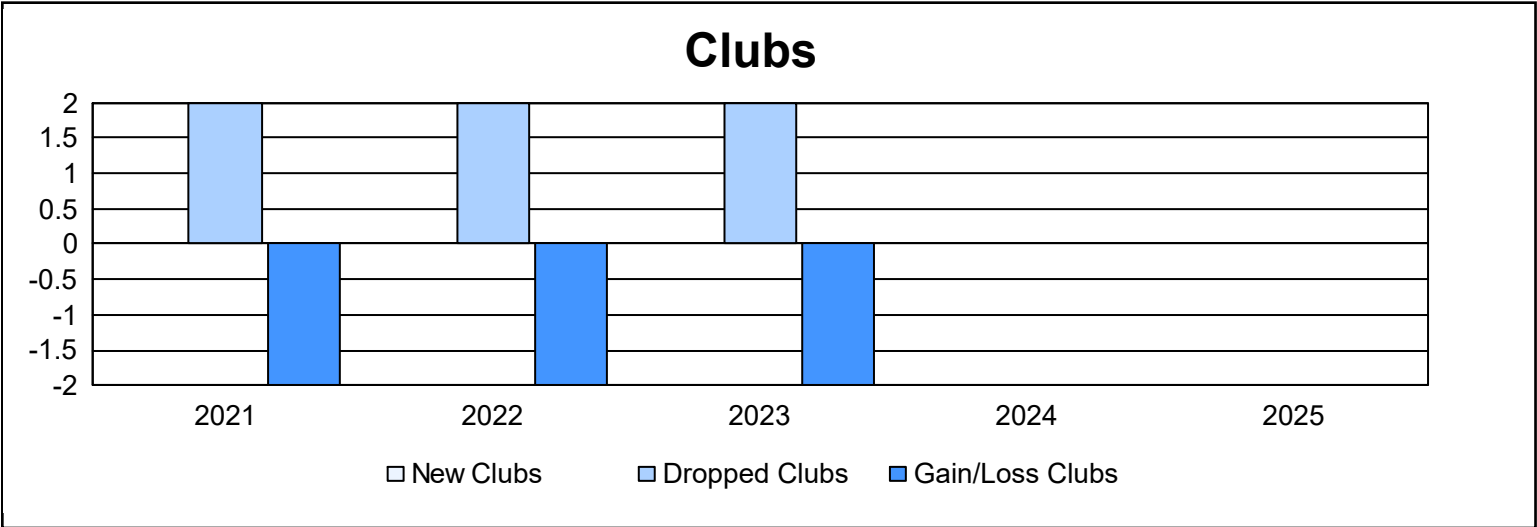
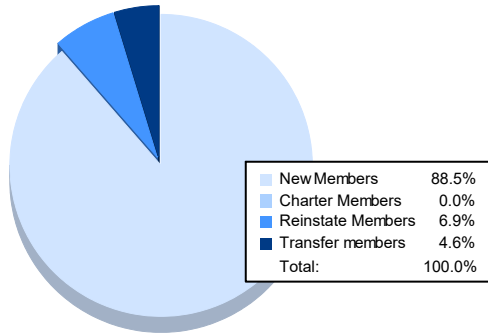


| Year | New Clubs | Dropped Clubs | Gain/ Loss Clubs | New Members | Charter Members | Reinstate Members | Transfer Members | Total Member Added | Total Members Dropped | Gain/ Loss Members |
|-----------|-----------|---------------|------------------|-------------|-----------------|-------------------|------------------|--------------------|-----------------------|--------------------|
| 2020-2021 | 0 | 2 | -2 | 64 | 0 | 3 | 4 | 71 | 179 | -108 |
| 2021-2022 | 0 | 2 | -2 | 77 | 1 | 10 | 1 | 89 | 167 | -78 |
| 2022-2023 | 0 | 2 | -2 | 76 | 1 | 12 | 2 | 91 | 128 | -37 |
| 2023-2024 | 0 | 0 | 0 | 86 | 0 | 2 | 7 | 95 | 117 | -22 |
| 2024-2025 | | | | 154 | 0 | 12 | 8 | 174 | 125 | 49 |
| Average | 0 | 2 | -2 | 91 | 0 | 8 | 4 | 104 | 143 | -39 |



Membership Composition June 2025 Cumulative



Gender Composition June 2025 Cumulative

